

Colorful440-1024M D3 (N440-103-N01)

Colorful440-2048M D3 (N440-203-N01)

**The two cards share the same looks and only differ in memory configuration.*

Model Name:..... 1
Brief Information:..... 1
Specification:..... 2
Parts of the graphics card:..... 3
GPU-Z and FurMark Reference:..... 4
Windows 7 Experience Index:..... 5
Performance (For reference only):..... 6



Model Name:

103: Colorful440-1024M D3 (N440-103-N01)

203: Colorful440-2048M D3 (N440-203-N01)

Brief Information:

Memory: 103: 1024MB / 128bit, DDR 3
203: 2048MB / 128bit, DDR 3




Clocks (core/memory): 103: 810MHz / 1586MHz ,
203: 810MHz / 1000MHz

Video Ports: HDMI + VGA + DVI

TDP: 65W

DirectX: 11

Specification:


Chipset	GPU	NVIDIA GeForce GT 440 (GF108)
	Manufacturing Process	40 nm
	CUDA cores	96
Clock Speeds	Core Clock	103: 810MHz 203: 810MHz
	Shader Clock	1620 MHz
	Memory Clock	103: 1586MHz 203: 1000MHz
Memory	Memory Size	103: 1024 MB 203: 2048 MB
	Memory Interface	128 BIT
	Memory Type	DDR 3
Interface and Connectors	Video Output	HDMI + VGA + DVI
	PCI Express	2.0
	Additional Power connectors	N/A
	SLI	N/A
Thermal	Board Power (Idle / Load)	103: 9.3 W / 59.2 W 203: 9.4 W / 54.8 W
	TDP (NVIDIA)	65 W
	Temperature (Idle / Load)	103: 25°C (GPU-Z) / 54°C (Furmark) ^{*Note1} 203: 24°C (GPU-Z) / 51°C (Furmark)
Cooling	Type	With Fan (8 cm in diameter)
	Fan Speed	1800-3000±10%
	Acoustical Noise	28.5-34.3 dBA ^{*Note2}
	Fan Power Connector	4-pin, PWM
3D API	DirectX /Shader Model	11 / 5.0
	OpenGL	4.1
Others	Featured Technologies	  
	Form Factor	Dual Slot
	Packaging	1* Graphics Card, 1* User's Manual, 1* Driver CD

Note 1: The temperature is read from the software like GPU-Z and Furmark, and the data may not exactly show the actual electrical thermal status of the graphics card. Usually when tested by the infrared thermometer, the figures are always higher

than those shown by software. However, considering few DIY users may use an infrared thermometer at hand to test the card's temperature, I give the software-based data here for reference, which should be more meaningful to most users.

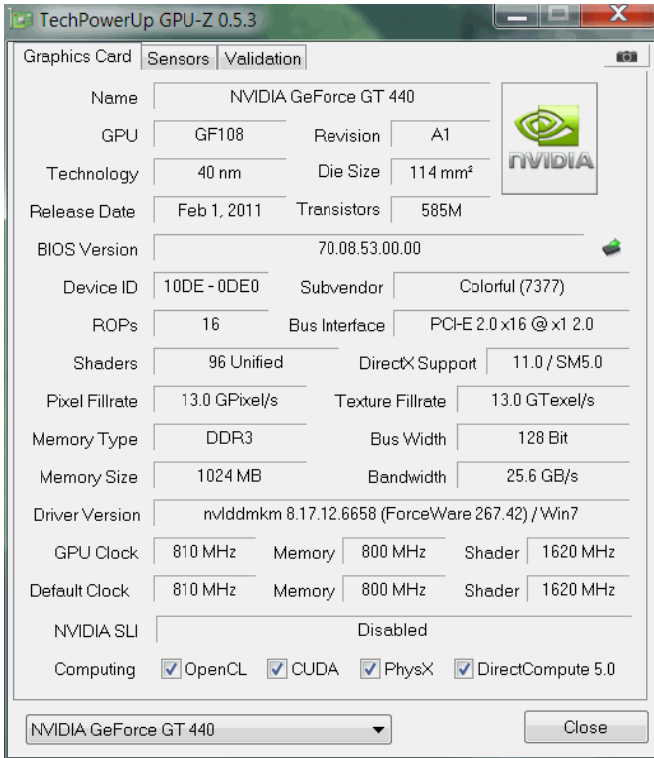
Note 2: The acoustical data is the tested noise of the cooling Fan only, and the graphics card especially equipped in a particular PC case running in a certain room, the acoustical noise may be higher than the given figures here.

Parts of the graphics card:

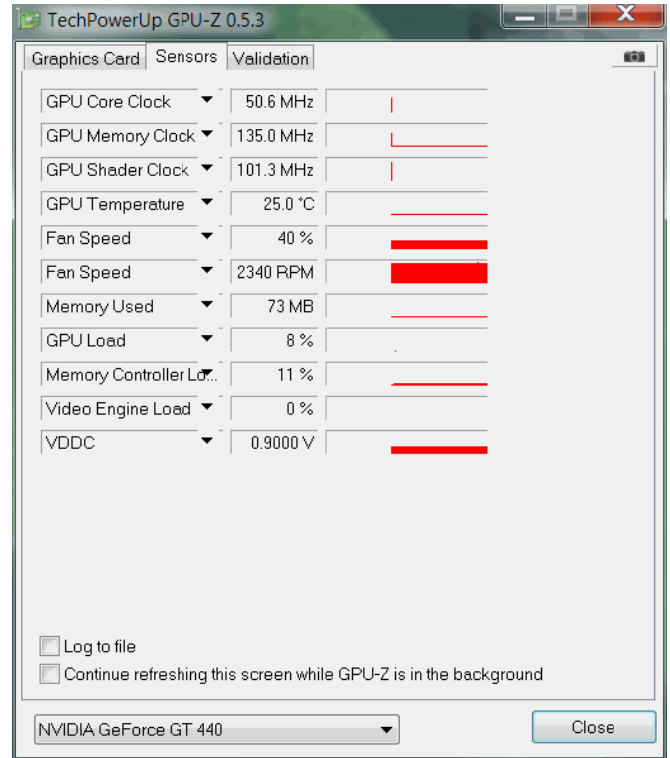
 <p>Front</p>	 <p>45° View</p>
 <p>Video ports</p>	 <p>135° View</p>
 <p>Back of N440-103-N01</p>	 <p>Packaging and accessories</p>

GPU-Z and FurMark Reference:

103:

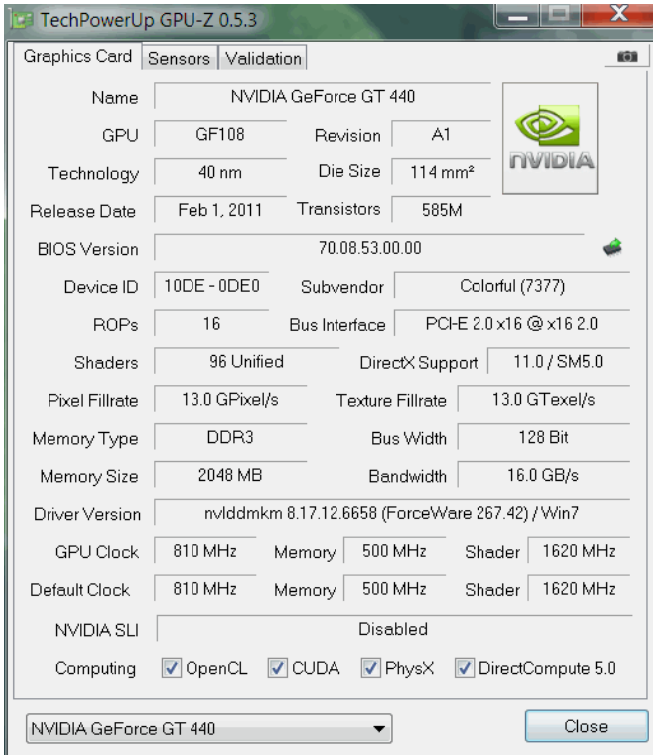


GPU-Z of 440 103: Graphics Card

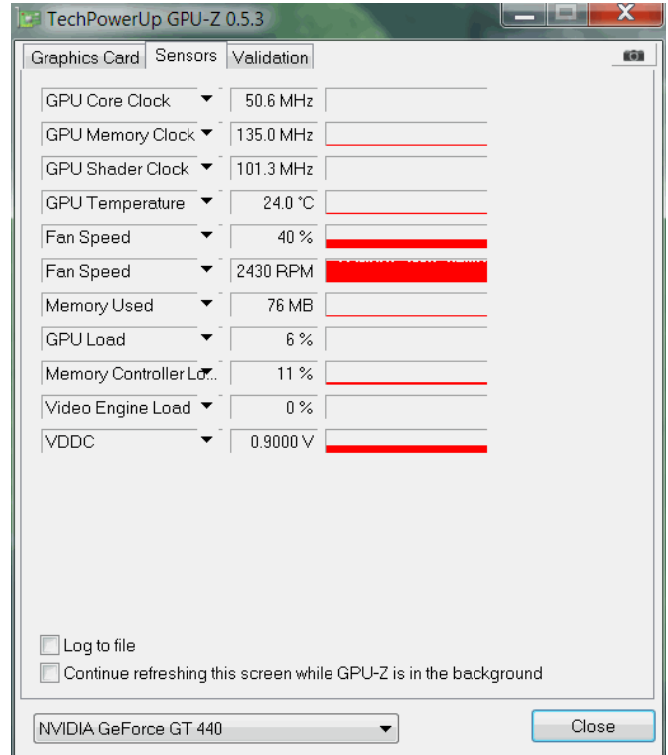


Idle Temperature Default:25°C

203



GPU-Z of 440 203: Graphics Card



Idle Temperature Turbo:24°C



FurMark Full load of 440 103: Max Temperature 54°C



FurMark Full load of 440 **203**: Max Temperature 51°C

Windows 7 Experience Index:

Graphics: 6.3 (103/203)

Gaming: 6.3 (103/203)

Rate and improve your computer's performance

The Windows Experience Index assesses key system components on a scale of 1.0 to 7.9.

Component	What is rated	Subscore	Base score
Processor:	Calculations per second	6.0	<p>Determined by lowest subscore</p>
Memory (RAM):	Memory operations per second	6.0	
Graphics:	Desktop performance for Windows Aero	6.3	
Gaming graphics:	3D business and gaming graphics performance	6.3	
Primary hard disk:	Disk data transfer rate	5.9	

Platform: Intel Pentium E5300/ Colorful C.P45 TWIN/ 2*Kingston 2G DDR3 1333MHz/ Seagate ST3500418AS 500G/ Windows 7 Ultimate 32bit



Performance (For reference only):

Graphics card		GT 240 D3	GT 240 D5	GT 430	GT 440	GT 440	GT 440	GTS 450	HD 5550 D5	HD 5670	HD 5750	
Memory (MB/BIT)		1024/128	1024/128	1024/128	512/128	1024/128	2043/128	1024/128	512/128	1024/128	1024/128	
Clock(MHZ)		550/1340/1580	550/1340/3600	700/1400/1600	810/1620/3200	810/1620/1600	810/1620/1000	783/1566/3600	550/550/3600	775/775/1400	700/700/4600	
Driver		260.99	260.99	260.99	266.33	266.58	270.68	260.99	8.782	8.782	8.801	
Benchmarks	3DMARK05	DX9/1024*768	16322	18939	15787	18503	18454	13604	22533	15731	14439	20788
	3DMARK06	DX9/1280*1024	8695	10507	8262	10105	10087	7105	15475	8567	7595	14557
	3D VANTAGE	DX10/Performance	4317	5687	4542	5906	5925	3857	10627	4099	4249	8938
	3D MARK 11	DX11/Performance	N/A	N/A	1052	1286	1283	1751	2118	1094	1094	2190
Games	Call of Duty-Back Ops	DX9/1680*1050	44	56	35	49	49	34	86	41	59	81
	Tom Clancy's HAWX	DX10/1680*1050	28	36	32	39	38	28	67	30	42	61
	Dirt2	DX11/1680*1050	N/A	N/A	25.4	37.6	38.9	25.6	54.4	30.4	43.5	57.4

Test Platform	
VGA Driver:	197.45
Main Board /Chip /Driver:	ASUS P6T/X58/6.1.7600.16385
System BIOS:	V0707
CPU:	Intel core i7 920/2.67GHz
SIMM /DIMM:	Corsair 2G×3 DDR3 1333Hz
Hard Disk Drive:	WD 1001FALS 1.0TB
Monitor:	DELL 3008 WFP-HC
POWER	Corsair CMPSU-620HX
OS:	Windows 7 Ultimate6.1(7600)